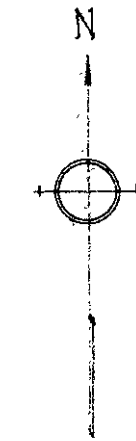


CROSS SECTION

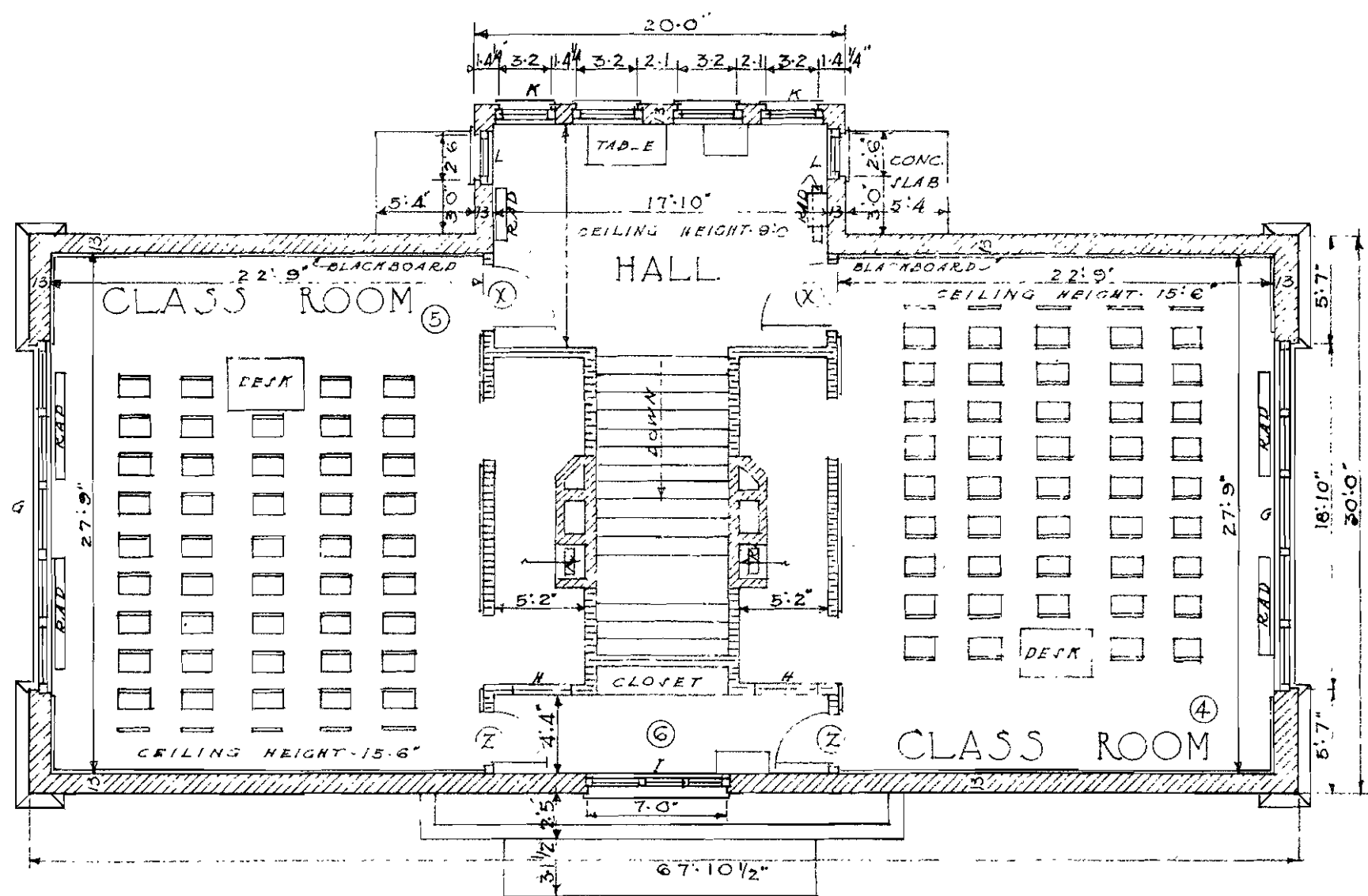
WINDOW SCHEDULE

MARK	SIZE	WD-OPG
D	20 x 24	2-814-6
E	2-12 x 12	6-417-0
F	16 x 48	
G	1-36 x 26	
	1-36 x 36	18-619-7
H	36 x 48	
I	2-20 x 20	6-1013-10
J	1-30 x 26	
K	1-30 x 28	2-1014-9
L	1-22 x 26	
	1-22 x 28	2-214-9
M	30 x 26	2-1013-10

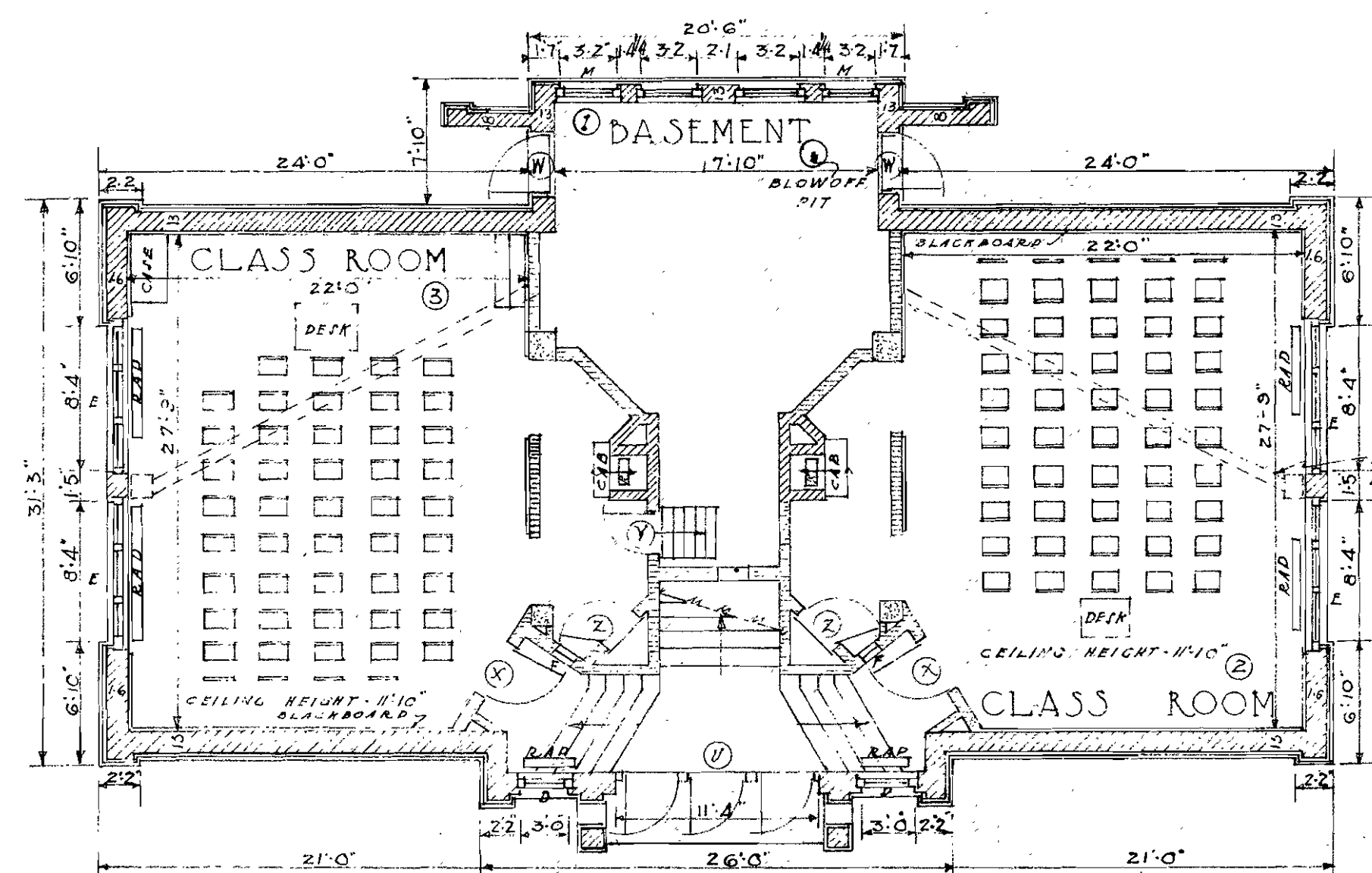


DOOR SCHEDULE

MARK	SIZE	GLASS	TRANSOM
U	3-617-01 2/4	28' x 4'-6"	
W	3-016-61 3/4	12 1/2' x 11'-6"	
X	3-217-01 3/4	24' x 30'	8-411-6
Y	2-616-01 3/4		
Z	2-617-01 3/4		



SECOND FLOOR PLAN



FIRST FLOOR PLAN

SCALE 0 2 4 6 8 12

BRYANT SCHOOL
PRIMARY

TOPPING VALIATION COMPANY
KANSAS CITY, MISSOURI
DATE NOV 1920 DRAWN CONWAY
TRACED A.W. CHECKED A.R.S.
APPROVED J.R.S.